



Welcome to P1

A guide for
children and parents



Rathmore Primary School

A Guide to the Guide Book

Primarily, this book is an information book for your child. We hope that you take the time to read through it with your child, revisiting it regularly over the summer, in preparation for September.

Throughout the book, we have used icons to draw your attention to a number of points:




to highlight important points for you, the adult.



to suggest questions to ask your child or instructions for them to carry out.

We hope that you find this book informative and useful in making the transition to primary school as easy as possible for you and your child.



Welcome from Mrs Hardy

We understand that it is a big step for any child to leave the small context of home and join the extended community of a school, where they have to learn to live, work and share with others.

It is our intention that your child will make the best possible start on this exciting journey.



At Rathmore we regard your child's future education as a partnership between the home and school and trust that you will join with us in working together to secure a solid foundation for learning.

As with all partnerships, communication is fundamental to its success. Throughout the year, you will have the opportunity to discuss your child's progress formally with the class teacher in the Parent-Teacher Consultations, but where there are issues or concerns, your child's teacher will be only too willing to discuss any difficulty your child may have.

We look forward to seeing your child grow and realise their fullest potential over the incoming years.

Julie Hardy

We are proud to be a Rights Respecting School

Who's Who



At Rathmore, there are a lot of people to help your child feel safe and secure each day.

P1 Teachers:

Mrs C Alexander, Miss E Dickie & Miss P Rankin

P1 Classroom Assistants:


Mrs D Crothers, Mrs S Hair & Mrs A Burton

Head of Foundation Stage:

Mrs D Murphie

Office Staff:

Ms K Emerson-Wynn, Mrs B Henderson & Mrs K Jones



This is Raffy, he helps the boys and girls to know how to behave at school.

The P1 Team



Mrs Alexander



Miss Dickie



Miss Rankin



Mrs Crothers



Mrs Hair



Mrs Burton



Point to your teacher/classroom assistant? What is her name?



Keep practising your class teacher and classroom assistant's names.

Uniform

Winter Uniform for Girls:

Grey skirt or pinafore

White shirt

Rathmore Tie

Bottle green V-neck jumper or cardigan
with Rathmore neckband

Grey socks or tights

A warm coat in winter *

Black shoes



Summer Uniform for Girls:

Green gingham dress


White Socks



Uniform can be purchased from
Roberts School Wear, Central Avenue
Bailies, High Street



A keyring on the zip of your child's coat or
on their bookbag is useful to help pupils
identify their own personal belongings.





Winter Uniform for Boys:

Long grey trousers

Grey or white shirt

Rathmore Tie

Bottle green V-neck jumper with
Rathmore neckband

Grey socks

A warm coat in winter *

Black shoes

Summer Uniform for Boys:

White polo shirt with
Rathmore badge

Grey shorts (optional)

* Bottle green waterproof fleeces
with Rathmore badge
are optional

A Typical Day

Routines

Morning Drop Off: 8.45-9.00 am

School starts for all pupils in P1-P7 at 9.00am. For the month of September, P1 pupils are delivered to the classroom's back door. We encourage the drop-off to be quick and efficient but secure. A distressing morning can hinder a whole day of learning.



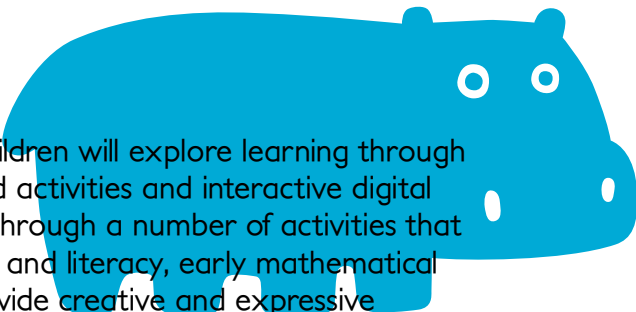
Please ensure that your child knows who is collecting them each day, before you leave them.

We understand that it is hard to leave your child in the care of someone else, especially if this is the first time you have done so. In our experience, the anxiety surrounding separation can be minimised by effective communication between parent and child, discussing the routine, assurance of seeing them again and a swift goodbye.



Discuss with your child the routine of dropping off your child, repeating the conversation regularly to normalise this routine for September.





Throughout the day, the children will explore learning through carefully planned play-based activities and interactive digital resources. They will rotate through a number of activities that will develop communication and literacy, early mathematical and ICT skills as well as provide creative and expressive experiences.

P1 children will participate in talking and listening activities to develop language skills. They will learn to recognise letters and their corresponding sounds. They will have opportunity to explore mark making and develop their writing skills and we will share reading experiences and develop your child's independence in reading.

The children will recognise and sort patterns, counting objects and learning their numbers 1-10. They will learn to recognise shapes and colours and develop their mathematical language.

At Rathmore, we follow the Fundamental Movement programme to develop skills for physical activity and games.

The Curriculum

The P1 curriculum is taught through seven 'Areas of Learning'.

- Language and Literacy
- Mathematics and Numeracy
- Personal Development and Mutual Understanding
- The Arts
- The World Around Us
- Physical Development and Movement
- Religious Education

For more information, see the Northern Ireland Curriculum at www.nicurriculum.org.uk

Break and Lunch Time

At break time, children are encouraged to eat a healthy snack. This may be cheese, crackers, fruit, bread sticks, cheese strings or yoghurt. To drink, milk and water are both suitable.

In October, the children will be staying in school for their lunch. Some children will choose to have school dinners and others will choose to have a packed lunch. The children having a packed lunch will eat in their classroom supervised by a lunchtime supervisor. Those children who choose to have school dinners will join the P2 and P3 children in the Assembly Hall. A teacher, lunchtime supervisors and P7 pupils will be on hand to assist the children.

School dinners are paid for in advance. Menus will be sent home in October.



If you are sending money into school, please put it in a sealed envelope or purse with the child's name, the class teacher's name, the amount and what it is for.



Can you open and close your food/lunch bag?

Afternoon Pick Up: 12.00 noon (Sept) & 1.55pm (Oct-Jun)

Please be on time to collect your child from the Junior Playground. Make a habit of being in the same place at the same time. It is important that your child knows exactly who is collecting them each day. Please inform your child's teacher if there will be any change in their daily routine.

There is a patrol man to help you cross the Rathmore Road.

Personal Belongings

There are a number of things that your child will need to bring with them to school each day.




It is important that all personal items are clearly labelled with the child's name.

The school provides each pupil with a water bottle when they arrive at Rathmore as we believe it is important that children drink enough water each day.

Both the Rathmore Book Bag and PE Bag can be purchased from the school office. These are less cumbersome than schoolbags but will hold everything your child will need for school.

Unless your teacher specifically asks for toys to be brought into school, we request that children do not bring them into school. The school has lots of toys and play equipment for them to use and it is very distressing for children if a valued personal item goes missing.



Preparation for P1

Communication is key for a good start to P1. Therefore, it is very important that your child understands what the teacher says and can communicate their needs.




Here are a few ideas to help prepare your child for starting in September.

Personal and Social Skills

- Talk about school and staff in a positive way
- Let your child ask lots of questions
- Have a look at the pictures on the school website
- Encourage your child to tidy away their things at home
- Encourage them to share and take turns
- Try to establish a regular bedtime
- Give your child lots of opportunities to put on, take off and hang up their coat
- Practise using the toilet, flushing and washing hands
- Encourage your child to say please, thank you and sorry when necessary
- Use a knife and fork

Learning Skills

- Read to your child and say familiar nursery rhymes together
- Count together
- Discuss colours, shapes and sizes
- Encourage them to draw, write, scribble and colour





Make marks on a page, complete a jigsaw, thread beads on a lace or colour in.




We do not expect children to be able to write before they come to school, but some are keen to do so. If your child wants to write, please use the guide below.

a b c d e f g h i j k
l m n o p q r s t u v
w x y z

1 2 3 4 5 6 7 8 9 0



Activities




Point to a butterfly.
Point to the green bird.
Point to the large, pink butterfly.
Count the kangaroos with me.
How many green animals are there?



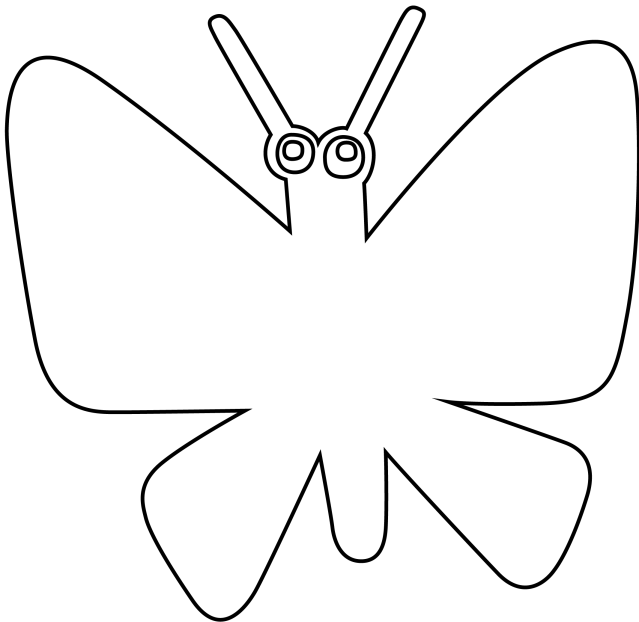
Make up more questions of your own or ask your child to ask questions?



Colour the lion yellow.



Decorate the butterfly





Rathmore Primary School
Rathmore Road
Bangor
BT19 1DJ

028 91 469192 (Nursery)
028 91 270399 (Primary)

www.rathmoreps.com
info@rathmoreps.com